






Hahn
KT-RKN / KT-RKV




Small butt hinges for PVC doors















KT RKN



KT RKV



								
	Service classes	Durability	Weight of test door	Fire resistance	Security	Corrosion resistance	Intrusion protection	Hinge class
	4	7	6	0	1	0/4 (5*)	1	13
	3	7	4	0	1	0/4 (5*)	1	11
	4	7	6	0	1	0/4 (5*)	1	13
	3	7	4	0	1	0/4 (5*)	1	11



Suited for installation on doors placed along emergency escape routes. *Corrosion class 5 according to DIN EN 1670:2007
Class 0 = uncoated / non-anodised door hinges, Class 4 = high corrosion resistance
Class 5 = very high corrosion resistance



For explanations of the table, please visit www.dr-hahn.com



Hahn
KT-RKN
KT-RKV

Small butt hinges
for PVC doors

- ❶ Especially slender hinge roller look – diameter 18 mm
- ❷ Snug fit of PVC caps
– for long-lasting attractive look
- ❸ High-quality self-drilling screws
– shorten work time
- ❹ Horizontal adjustment
integrated in hinge ± 3 mm
with door mounted
- ❺ Convenient height adjustment
 ± 3 mm
- ❻ Adjustment of sealing pressure
 ± 1 mm with door closed
- ❼ Available in silver anodisation
and all RAL colours – the hinge
is a perfect match to the door's
design
- ❽ Innovative adapter technology
– facilitates the mounting
and removal of the door
- ❾ Fastening in upstand
– for maximum tightness
- ❿ With the 3-piece hinge
the upper part of the hinge can be
removed to simplify removal on site
- ⓫ Either long or short pins
for saving time in installation
in PVC or reinforcement

Other advantages

- Adjustable in six directions by one person – without loosening the fastening screws
- Removable hinge body, e.g. in case of a low lintel
- CE-certified with hinge class 13 for 2-piece hinges, hinge class 11 for 3-piece hinges
- Different hinge designs depending on work preferences
- Universal drilling jigs available for quick installation
- Upstand height from 16.5 mm with one hinge design
- Usable on either (left or right) side of door
- Capable of supporting up to 90 kg (2-piece, with long pins) or 80 kg (2-piece, with short pins, in the 3-piece version capable of supporting up to 120 kg – depending on respective section design and application).


Areas of application

Doors made of PVC sections, suited for both residential and commercial structures

- Main entrance doors
- Side entrance doors
- Entrance doors for flats
- Functional doors, e.g., emergency exit doors



Very delicate look!



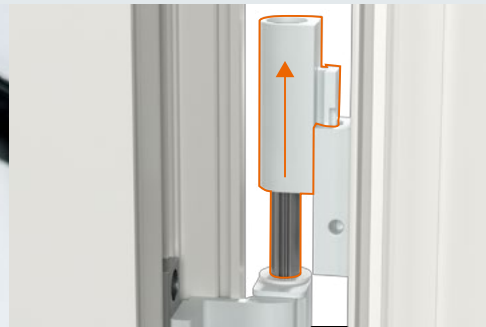
When developing the four new versions of the *Rollenband* butt hinges for PVC doors, the design engineers at Dr. Hahn paid particular attention to the fact that the appearance of the hinge rollers is filigree and that the hinge design allows for the door weights normally used in case of PVC profiles.

The two new hinge series are each available in 2-piece and 3-piece versions. They differ as a result of the fastening positions. For instance, the KT-RKN is mounted with screws in the upstand, ensuring that the door seal is not compromised. The KT-RKV is fastened in the rebate as is common for most butt hinges.

Efficient processing in the workshop and at the building site

Depending on the design of the profile sections, the 3-piece hinges are able to support doors weighing up to 120 kg, while the 2-piece version is able to bear up to 90 kg. The 2-piece hinges are fastened with the aid of self-drilling screws in the reinforcement of the frame profile and with long pins to distribute the forces acting on the hinge. In addition, Dr. Hahn also offers the option of pre-drilling into the prechamber alone – in other words only in to the PVC – and supporting door leaves weighing up to max. 80 kg by using shorter pins and self-drilling screws.

Installation instructions



The hinge adapters

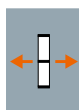
onto which the hinge bodies are slid on the frame side are new. As a result, the mounting and removing of the door leaf is particularly easy and convenient with the 3-piece hinges. The upper hinge part can be easily mounted and removed in any position without having to loosen the fastening screws. Consequently, the door is mounted as with the 2-piece version and only then connected again and secured with the upper hinge part: an important advantage for installation personnel on the building site. The door can also be removed in the same manner with a low door lintel.

All hinges are sold for the most part pre-assembled in individual cartons or in industrial-size cases with 24 units.

Adjustment instructions



± 3 mm



± 3 mm



± 1 mm

Suitable for all major profile systems

To attain the greatest possible positive fit with the profile systems, the KT-RKN is available with door hinge parts for a right-angled connection (0°) and for a slightly slanted connection (5°).

The result is a versatile kit that allows door installers to select the *Rollenband* that suits their requirements.

Both hinge series can be used from an upstand height of 16.5 mm.

A universally usable drilling jig makes work easier for door installers in the workshop.

The hinges can be used on either (left and right) side of the door.

The maximum opening angle is 180°.



Fulfils exacting design requirements

Even after variable adjustment in the maximum possible limits, the hinge's contour remains preserved. And there are no adjustment gaps or even any lateral misalignment. The hinge has an outer diameter of only 18 mm. The 2-piece hinges have a height of 144 mm, while the 3-piece hinges with their elegant proportions are 189 mm. The hinges are available in silver anodisation (EV1) and all RAL colours. Depending on individual taste in colours, the hinges may be ordered with black or white PVC parts.



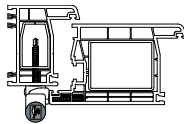




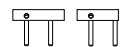


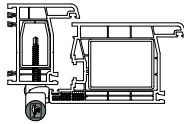





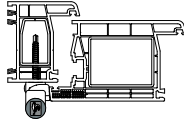




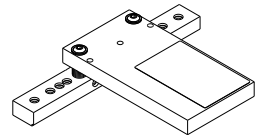

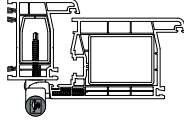




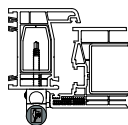





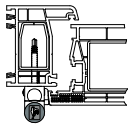






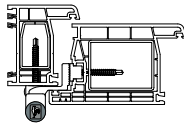







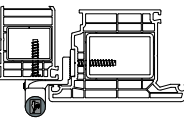




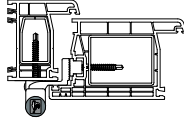





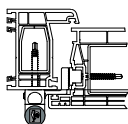




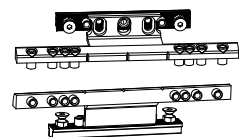

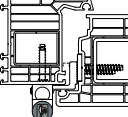


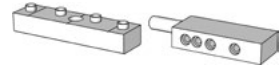
Permanently weather-resistant

For installation in regions with demanding climatic conditions, Dr. Hahn only uses very weather-resistant materials which have proven to be very durable in coastal regions as well.



Variations and accessories

Packaging unit: 1 hinge per box/24 hinges per box

 <p>0° door hinge part connection/Adapter with long pins</p> 		<p>1 hinge per box</p> <p> K811 0001</p> <p> K811 0101</p>	<p>24 hinges per box</p> <p> K811 V001</p> <p> K811 V101</p>	 <p>Adapter with long pins</p>  <p>Adapter with short pins (only 2-piece hinge)</p>
<p>0° door hinge part connection/Adapter with short pins</p> 		<p> K811 0002</p>	<p> K811 V002</p>	 <p>Direct screw connection</p>  <p>Self-tapping screws</p>
<p>5° door hinge part connection/Adapter with long pins</p> 		<p> K812 0001</p> <p> K812 0101</p>	<p> K812 V001</p> <p> K812 V101</p>	 <p>Drilling jig No. T317A0000</p>
<p>5° door hinge part connection/Adapter with short pins</p> 		<p> K812 0002</p>	<p> K812 V002</p>	
 <p>0° door hinge part connection/Adapter with long pins</p> 		<p> K861 0001</p> <p> K861 0101</p>	<p> K861 V001</p> <p> K861 V101</p>	<p>1 = EV 1 – black PVC parts</p> <p>G = RAL 9016 – white PVC parts</p> <p>9 = Special colour</p>
<p>5° door hinge part connection/Adapter with long pins</p> 		<p> K862 0001</p> <p> K862 0101</p>	<p> K862 V001</p> <p> K862 V101</p>	<p>When selecting “9”, please indicate the special colour. Example: Silver-metallic 003 black PVC parts.</p>
 <p>16/3,0 mm and 16/3,5 mm hinge groove/Adapter with long pins</p> 		<p> K801 0001</p> <p> K801 0101</p>	<p> K801 V001</p> <p> K801 V101</p>	 <p>Adapter with long pins</p>  <p>Adapter with short pins (only 2-piece hinge)</p>
<p>24/4,0 mm hinge groove/Adapter with long pins</p> 		<p> K802 0001</p>	<p> K802 V001</p>	 <p>Direct screw connection</p>
<p>16/3,0 mm and 16/3,5 mm hinge groove/Adapter with short pins</p> 		<p> K801 0002</p>	<p> K801 V002</p>	 <p>Self-tapping screws</p>
 <p>16/3,0 mm and 16/3,5 mm hinge groove/Adapter with long pins</p> 		<p> K851 0001</p> <p> K851 0101</p>	<p> K851 V001</p> <p> K851 V101</p>	 <p>Drilling jig No. T318A0000</p>
<p>24/4,0 mm hinge groove/Adapter with long pins</p> 		<p> K852 0001</p>	<p> K852 V001</p>	 <p>Drilling jig for 24/4,0 mm hinge groove No. T318A0001</p>



Dr. Hahn GmbH & Co. KG

Trompeterallee 162 – 170 · D-41189 Mönchengladbach
Postfach 40 01 09 · D-41181 Mönchengladbach
Phone +49(0)2166/954-3 · E-mail: sales@dr-hahn.com
www.dr-hahn.com